

Companion RED ALERT II honor

Directions: Put the following pictures and answers up so that only the picture is showing (fold on dotted line). Have the kids chose the designated number of pictures for the named disaster, then ask them the questions for that disaster and have them read the answers. After discussing it, have them do a drill.

Save the pictures. They also have a word on them. Order them to discover the Bible verse and memorize it.



The
Strong
who

Be ready for a disaster where you have to stay in place, but there is no water nor electricity by having

- bottled water for drinking, cleaning, flushing, etc.
- bleach to purify water that may be on hand
- if possible, a wood or gas stove to use outside
- canned food that is good cold, crackers, dried fruit, etc.
- medical supplies including a first aid kit, bandages, medication, etc.
- warm clothing and blankets
- wrench to turn off utilities
- list of priority phone numbers such as immediate family members

The word is a word in a vers for the day.



wise

Be

are

Read this answer when appropriate:

Be ready for a disaster where you have to quickly leave:

- Have a predesignated place to meet family
- Have a list of phone numbers for immediate family and doctors
- Have an emergency kit in your car including:

- First aid kit with bandages and general medication
- Daily medication
- A full set of clothes
- Warm blanket
- Water
- Snacks or food
- Cash
- Cell phone charger
- Maps
- Duct tape
- Umbrella
- Multi-use tool
- Emergency contact card with names & phone numbers of VIP family/friends
- Important documents

The word is a word in a vers for the day.



store

courageous

others

Read this answer when appropriate:



You may be exposed to a chemical in three ways:

Breathing the chemical

Swallowing contaminated food, water, or medication

Touching the chemical, or coming into contact with clothing or things that have touched the chemical

The word is a word in a vers for the day.



up

be

asleep

Read this answer when appropriate:

Home chemical accidents can result from trying to improve the way a product works by adding one substance to another, not following directions for use of a product, or by improper storage or disposal of a chemical. Fortunately, a few simple precautions can help you avoid many chemical emergencies.

Avoid mixing chemicals, even common household products. Some combinations, such as ammonia and bleach, can create toxic gases.


Always read and follow the directions when using a new product. Some products should not be used in small, confined spaces to avoid inhaling dangerous vapors. Other products should not be used without gloves and eye protection to help prevent the chemical from touching your body.

Store chemical products properly. Non-food products should be stored tightly closed in their original containers so you can always identify the contents of each container and how to properly use the product. Better yet – don't store chemicals at home. Buy only as much of a chemical as you think you will use. If you have product left over, try to give it to someone who will use it. Or see below for tips on proper disposal.

Beware of fire. Never smoke while using household chemicals. Don't use hair spray, cleaning solutions, paint products, or pesticides near the open flame of an appliance, pilot light, lighted candle, fireplace, wood burning stove, etc. Although you may not be able to see or smell them, vapor particles in the air could catch fire or explode.

Clean up any spills immediately with some rags, being careful to protect your eyes and skin. Allow the fumes in the rags to evaporate outdoors in a safe place, then wrap them in a newspaper and place the bundle in a sealed plastic bag. Dispose of these materials with your trash. If you don't already have one, buy a fire extinguisher that is labeled for A, B, and C class fires and keep it handy.

Dispose of unused chemicals properly. Improper disposal can result in harm to yourself or members of your family, accidentally contaminate our local water supply, or harm other people or wildlife.



choice

faith

like

Read this answer when appropriate:

If an accident involving hazardous materials occurs, you will be notified by the authorities as to what steps to take. You may hear a siren, be called by telephone, or emergency personnel may drive by and give instructions over a loudspeaker. Officials could even come to your door. If you hear a warning signal, you should go indoors and listen to a local Emergency Alert System (EAS) station for emergency instructions from county or state officials.

Important Points to Remember

In the event of an emergency, follow the instructions of the authorities carefully. They know best how to protect you and your family. Listen to your emergency broadcast stations on radio and TV.

Use your phone only in life-threatening emergencies, and then call the Poison Control Center (1-800-222-1222), Emergency Medical Services (EMS), 9-1-1, or the operator immediately.

If you are told to "shelter in place", go inside, close all windows and vents and turn off all fans, heating or cooling systems. Take family members and pets to a safe room, seal windows and doors, and listen to emergency broadcast stations for instructions.

If you are told to evacuate immediately, follow your Family Disaster Plan. Take your Family Disaster Supplies Kit. Pack only the bare essentials, such as medications, and leave your home quickly. Follow the traffic route authorities recommend. Don't take short cuts on the way to the shelter.

If you find someone who appears to have been injured from chemical exposure, make sure you are not in danger before administering First Aid.

And lastly, remember, the best way to protect yourself and your family is to be prepared.

The word is a word in a vers for the day.



food

the

like

Read this answer when appropriate:

Be ready for a chemical emergency – if someone did or might breathe a hazardous substance **IN-SIDE**:

If the hazardous substance is inside the building where you are – **LEAVE**

If a person needs medical attention; call 9-1-1; administer first aid

Follow your family's Evacuation Plan and take essential medications

Listen to the radio for information and instructions – Go to **SHELTER**

Use your vehicle's first aid and emergency kit as necessary

The word is a word in a vers for the day.



and

in

be

Read this answer when appropriate:

Be ready for a chemical emergency – if someone did or might breathe a hazardous substance OUTSIDE:

If the hazardous substance is outside the building – STAY; SHELTER IN PLACE

Close windows, turn off the furnace, fans, and vents so outside air won't come inside! Then, if possible, seal them shut with plastic.

Indoor plants will be beneficial for oxygen

Have your Emergency/Disaster KIT close at hand including:

Medication and First aid supplies

Shelf-stable food

Bottled water

The word is a word in a vers for the day.




olive

firm

but

First Aid for Chemical Burns

- 1 Rinse the chemical off the skin with cool, gently running water for at least 20 minutes.
- 2 Remove any contaminated clothing and jewelry.
- 3 Gently wrap the burnt area with dry sterile gauze or clean cloth if available.
- 4 Take the casualty to a doctor.

 - Do not try to neutralize the chemical with acid/alkali.
- Do not apply ointment or other topical treatments.



Chemical in The Eye

- 1 Tilt the head so that the injured eye is downward, thus preventing the chemical to run into the unaffected part.
- 2 Keep the eye open gently with your fingers and rinse out the eye with cold running water for 10-15 minutes.
- 3 Apply a loose sterile eye dressing or a clean piece of cloth over the injured eye.
- 4 Take the casualty to a doctor.

Read this answer when appropriate:

First aid for a person with a CHEMICAL medical emergency:

Get to SAFETY Be SAFE

Call 9-1-1 or Poison Control Center (1-800-222-1222)

Find the container; let 911 know what it was; and follow the directions on the container and the 9-1-1 operators

Flush the exposed part of the body with LOTS of water for 20 minutes

Drink lots of water

For some chemicals it is important to vomit; for others it is important to eat bread or drink milk or water; for others charcoal can be beneficial

The word is a word in a vers for the day.



oil

stand

not

Read this answer when appropriate:

Conserve water by:

Catch water in the sink and reuse for flushing and watering plants

Make sure faucets are not dripping

Use less water by taking shorter showers, turning off faucets when brushing, lathering, etc.

When washing dishes use 4 containers: 1st remove food stuck on, 2nd wash dish, 3rd rinse dish, 4th dip into water with a ¼ tsp of bleach in it.

Have filtered or bottle water on hand for drinking & cooking

The word is a word in a vers for the day.



but

guard

us

Read this answer when appropriate:

Be ready for power outages:

Have candles, flashlights, and batteries available

Alternate sources of energy are beneficial such as: solar panels, a generator, wood stove, gas stove, propane stove, etc.

Plan for alternative places to shelter to keep cool or warm and to eat, if available

Assemble an Emergency Survival KIT

Prevent power overloads and fire hazards

The word is a word in a vers for the day.



fools

your

let

Read this answer when appropriate:

If there is a power outage:

Gather your power outage supplies and emergency kit


Monitor alerts; listen to radio

Take advantage of alternate sources of energy

Keep food cold (don't open freezer); when in doubt, throw food out

Decide if you need to stay or go

The word is a word in a verse for the day.



theirs

on

us

Read this answer when appropriate:

Be ready for a FIRE emergency:

Have an escape plan and practice

Have a fire extinguisher, know where it is and how to use it, and maintain it by having it inspected each year

Have a fire shield blanket, which can smother tiny fires

Have fire alarms in each room and hallway.

Maintain the fire alarms; replace batteries each year.

The word is a word in a vers for the day.



down

Be

awake

Read this answer when appropriate:

If there is a tiny FIRE:

Decide which is most appropriate to do:

Turn off the stove/oven, if fire is on the stove or in the oven

Smother the fire with a fire shield blanket, a lid, or baking soda

Put out the fire with fire extinguisher

Stop, Drop, and Roll if the fire is on a person

If someone got burned:

Call 9-1-1 or go to the emergency room

Put the burned portion under running cool water (Not ice! Not fat!)

Cover the burned area with a clean cloth

The word is a word in a vers for the day.



Proverbs

1 Corinthians


and

Read this answer when appropriate:

If there is a larger FIRE:

- GET OUT! Evacuate; follow escape plan
- Meet at the designated area
- Call 9-1-1
- Call your support network – family/friends
- Take advantage of your vehicle emergency kit as needed, if possible

The word is a word in a vers for the day.



21:

16:

sober

Read this answer when appropriate:

Car and Travel Safety:

Wear a seatbelt

Carry an emergency kit in the vehicle

Pay attention to potential weather and road conditions or hazards

Let someone know your destination and estimated time of arrival

Don't bother the driver. Remember to keep items and hands to yourself; keep noises at an acceptable level.

Be considerate of others in the car

Keep all your body parts in the car (not hanging out the window)

Help the driver, if necessary, by helping to navigate, keeping them awake, assisting with snacks, messages, or other tasks

Don't drive when sleepy nor intoxicated

The word is a word in a verse for the day.



:20

:13

1 Thessalonians

Read this answer when appropriate:

If there is an active shooter in the vicinity quickly choose:

RUN if there is an accessible escape path and safer place to be elsewhere

HIDE if there is a safe hiding place

FIGHT as a last resort

The word is a word in a vers for the day.



Read this answer when appropriate:

If you need to RUN from an active shooter:

Have an escape route and plan in mind

Evacuate regardless of whether others agree to follow

Help others escape if possible


Take what you have on you and leave everything else behind

Follow directions of the police and other emergency services

Call 9-1-1 when you are safe

So

The word is a word in a vers for the day.



wikiHow to Hide

then

Read this answer when appropriate:

If you can HIDE from an active shooter:

Quickly lock doors and turn off lights if possible

Blockade the door if possible with large furniture


Quickly and quietly seek shelter. Hide behind large items. BE QUIET!

Silence your phone and other sources of noise

Text an emergency contact (family) alerting them of the situation

Keep calm and think about solutions

The word is a word in a vers for the day.



The

The

5:6

Read this answer when appropriate:

If you must FIGHT an active shooter/assailant
(because you can't run nor hide)

Attempt to disrupt or incapacitate the shooter/
assailant by

Act as aggressively as possible

Throw items and yell

Remain Committed to your actions

Pray in your heart and mind; trust God to help you

Try to back yourself into a way of escape

The word is a word in a vers for
the day.