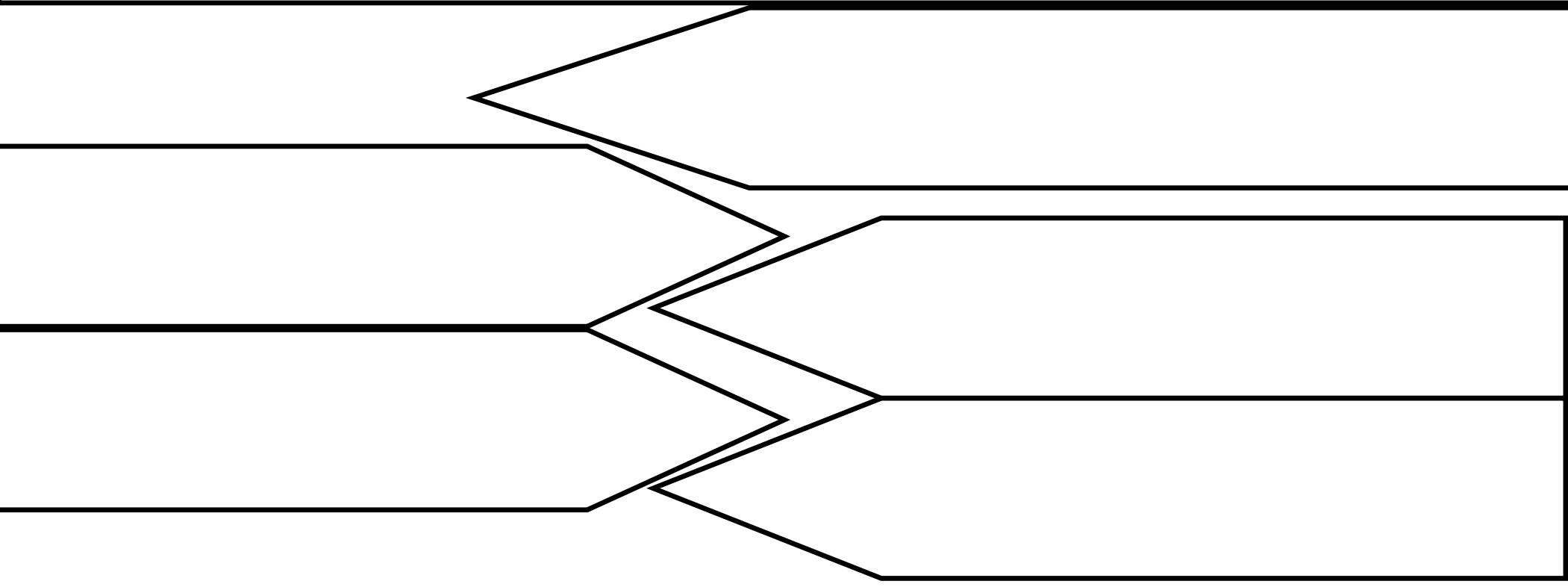
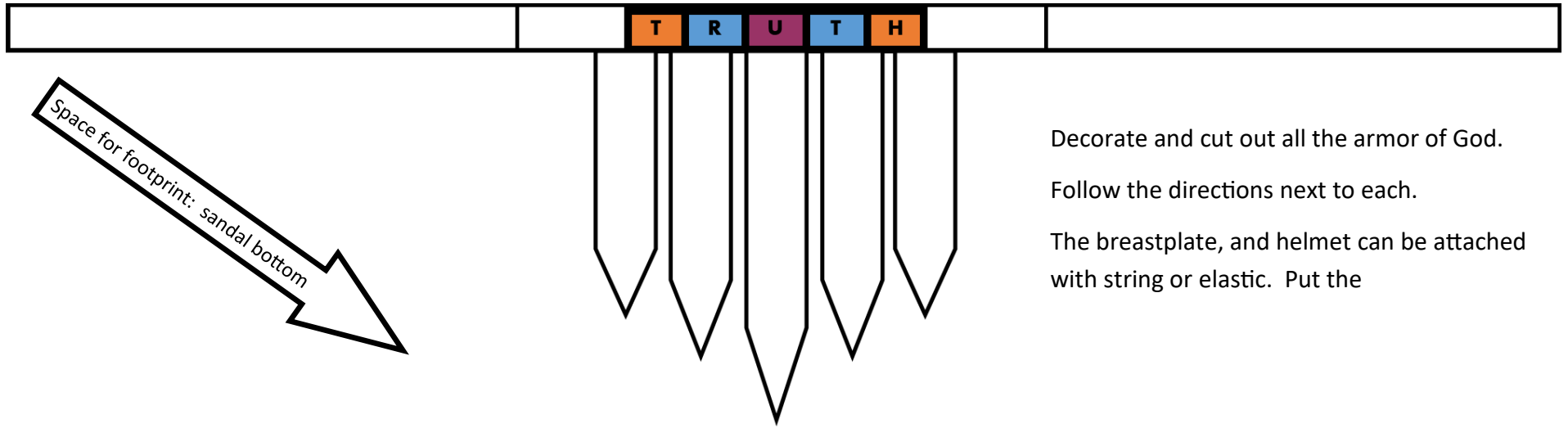


Directions for Belt of truth: Cut out the strips of paper and glue or tape them together to make a belt of truth. Put the one with the word TRUTH on it in the middle. Cut out the points. Glue them to your belt under the word TRUTH so that the points are facing downward. Glue the longest one in the middle. Glue the two medium lengths on either side of that middle one. Glue the two shortest beside them.

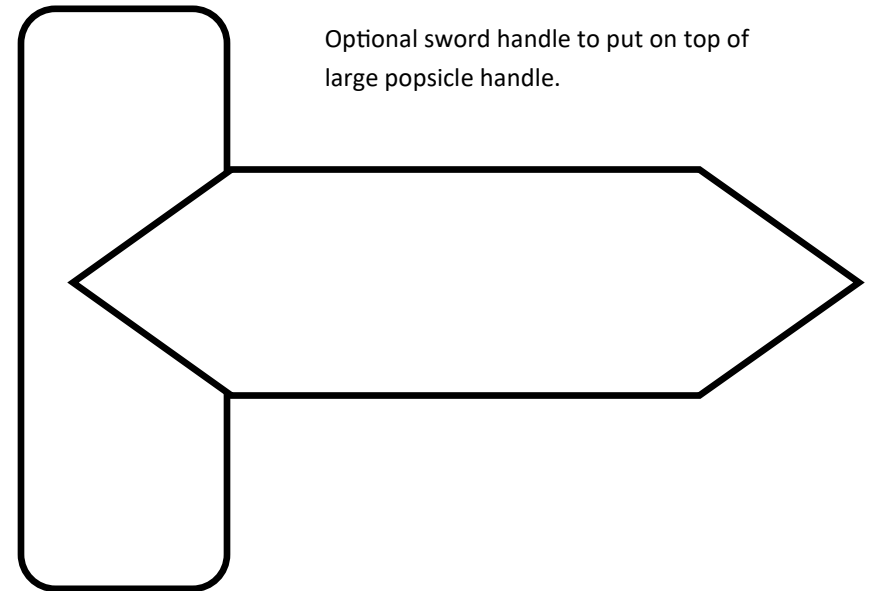



Directions for Belt of truth: Cut out the strips of paper and glue or tape them together to make a belt of truth. Put the one with the word TRUTH on it in the middle. Cut out the points. Glue them to your belt under the word TRUTH so that the points are facing downward. Glue the longest one in the middle. Glue the two medium lengths on either side of that middle one. Glue the two shortest beside them.



Sword of truth — cut out, cover with gray duct tape, add a popsicle handle

# SWORD OF SPIRIT - WORD OF GOD



Optional sword handle to put on top of large popsicle handle.

Draw around your shoes to make the bottom of your sandals.

Cur out the GOSPEL piece for the left sandal top. Attach with tabs and the PEACE piece for the right sandal top.

Glue Tab  
Handle for  
back of  
shield


**"You LORD are a SHIELD around me."** Psalms 3:3

God is faithful.

He protects me.

I will TRUST in Him!

Glue Tab  
Handle for  
back of  
shield



Space for footprint: sandal bottom

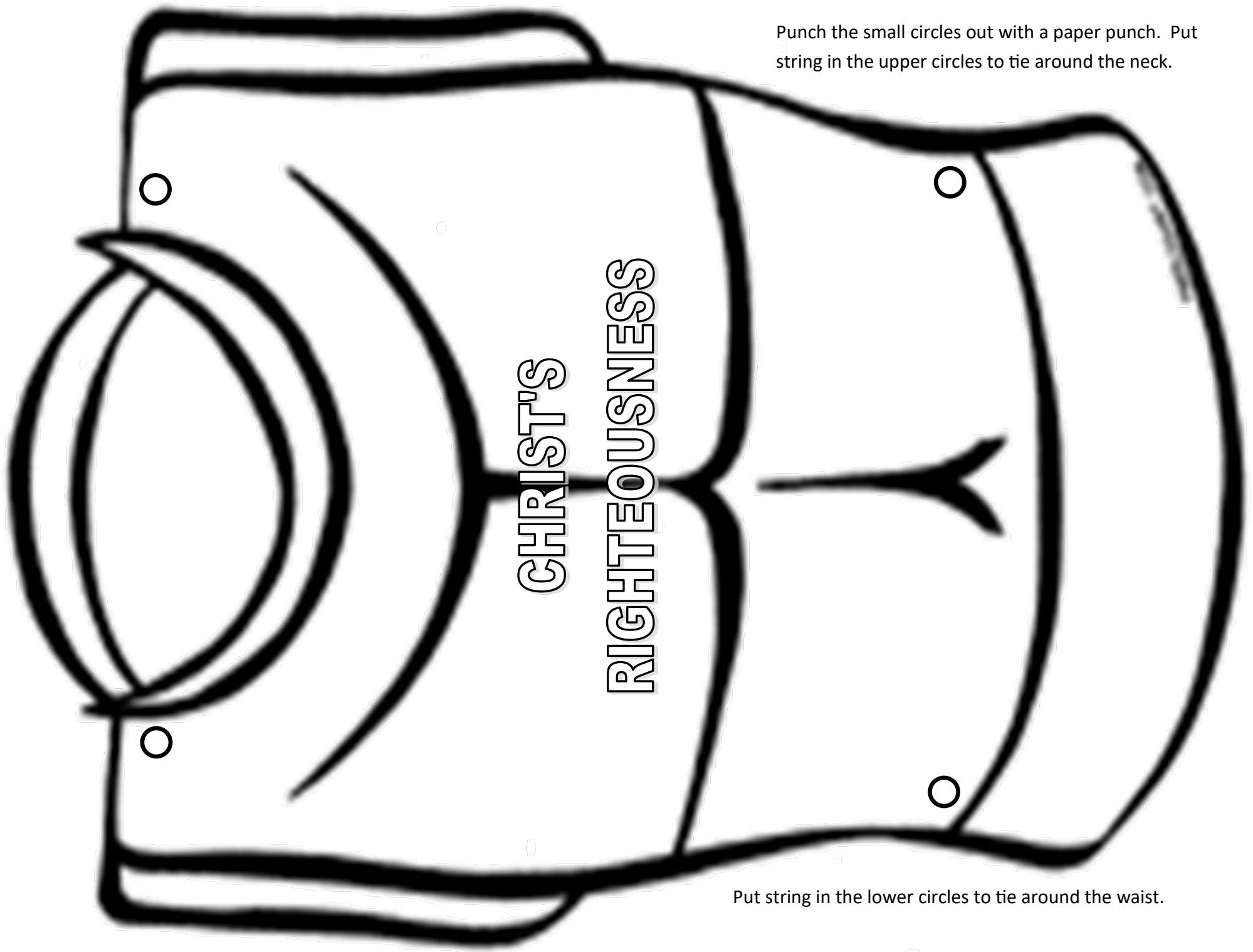
Cut out this portion

Attach the lower strip of paper to the "Salvation" section of the helmet so that it will go around the head like a crown and hold the helmet on.


**My Knowledge of Salvation and God guards my mind** against doubt & lies.

**Think about what is true, lovely, pure...** (2 Corinthians 10:5; Philippians 4:7-8)

Punch the small circles out with a paper punch. Put string in the upper circles to tie around the neck.



Put string in the lower circles to tie around the waist.



If you are joining us on zoom you probably want to have the following on hand:

See the details are on the presentation [David and Goliath on this page](#)

1. yarn and a 5x3 inch piece of felt for a sling
2. either pom poms, cotton balls, or wadded paper for 'rocks'
3. a 10lb sack of potatoes (optional)
4. 12' measuring tape (optional)
5. For full body Armor of God:
  - the belt of truth page attached
  - large grocery paper bag for breastplate of righteousness
  - 2 cardstock papers for gospel of peace sandals
  - paper plate and cardstock for shield of faith
  - cardstock, gray duct tape, and 2 popsicle sticks for sword of faith
  - gray or yellow cardstock to print out helmet pattern from [FirstPalette](#)